


Flyin MPO to LC Optical Patch Cord

Fiber optic patch cord is used for linking the equipment and components in fiber optic network, is comprised of a polymer outer body and inner assembly fitted with a precision alignment mechanism. The combination of a ceramic/phosphor bronze alignment sleeves and precision molded polymer housing provides consistent long-term mechanical and optical performance.

Flyin Optronics offer kinds of fiber patch cord, such as FC, SC, ST, LC, MU, MTRJ, MPO, E2000 series, available for PC/UPC/APC version, provide with SM, MM, OM3 fiber cable, simplex and duplex types, 0.9mm, 2.0mm, 3.0mm cable diameter for choose, different fiber length by customers request.

Features

- MPO connector complied with IEC-61754-7
- A quick-to-deploy
- Scalable solution
- High compatibility, flexibility& system performance
- Lower installation cost



Applications


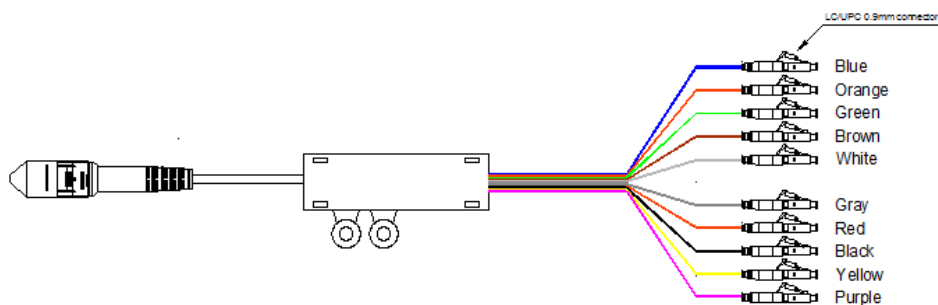
- SAN (Storage Area Network)Data Center LAN
- LAN/SAN switch Equipment Distribution Area(EDA)
- Emerging 40G and 100G Protocols

Performance Specifications

MPO Connector	Standard SM MT Ferrule		Low Loss SM MT Ferrule		Standard MM MT Ferrule		Low Loss MM MT Ferrule	
	Polish	APC	PC	APC	PC	PC	PC	
Insertion Loss(dB)	Typical	0.50	0.50	0.30	0.30	0.50	0.30	
	Maximun	0.70	0.70	0.50	0.50	0.70	0.50	
Return Loss(dB)		60	45	60	45	20	20	
Exchangeability(dB)		≤0.3dB						
Durability(dB)		<0.2dB(500 Matings, per EIA-455-21A)						
Tensile Strength (dB)		≤0.3dB(Max 66N)						
Operating Temperature (°C)		-20 ~ +60						
Storage Temperature(°C)		-40 ~ +80						

Package

Packed with Plastic box, Label Size:190mm*150mm(A5)



Fiber Optics Patch Cord Test Reports	
Description :	12 Fibres Male MPO/UPC-LC/UPC OS2 9/125um Methode A
Article No.:	MPO-C-24LC-09A
Quantity :	1 PCS
Serial No.:	FLY201404004
Test Date :	2014/4/1
Connector	MPO/UPC LC/UPC
NO.	Blue Orange Green Brown Gray White Red Black Yellow Purple Pink Blue Orange Green Brown Gray White Red Black Yellow Purple Pink
Insertion Loss (1528)	0.11 0.28 0.11 0.1 0.15 0.25 0.11 0.09 0.18 0.07 0.1 0.12 0.12 0.13 0.05 0.16 0.07 0.14 0.06 0.05 0.13 0.14 0.16 0.17
RL	40 47 50 44 42 45 43 49 43 47 43 46 47 40 45 51 48 51 45 40 47 50 40 45
Total Judgment	PASS
Approval	Testing Gui Tester Xu Gao

Ordering Information

X to X	X	X	X	X	X	X	X	X
Connector Type	MPO Polish	Housing Color	Fiber Type	Fiber Count	Cable Length	Pigtail length	Cable type	Polarity
1=MPO-Female	1=UPC	1=Beige	1=SM 9/125	1=8	0=0.5m	0=0m	1=Bare-Ribbon	A=Polarity A
2=MPO-Male	2=APC	2=Aqua	G652D	2=12	1=1.0m	1=0.5m	2=Oval	B=Polarity B
3=LC/APC	8degree	3=Green	2=SM 9/125	3=24	2=2.0m	2=0.6m	3=Round	C=Polarity C
4=LC/UPC		4=Yellow	G657A	4=48	3=3.0m	3=1.0m		
5=SC/APC		5=Black	3= MM 50/125 (OM2)	5=72	S=Specify	4=1.5m	S=Specify	
6=SC/UPC		6=Red	4=MM 50/125 (OM3)	6=96		5=2.5m		
7=FC/APC		S=Specify	5=MM 50/125 (OM4)	7=144		6=3.0m		
8=FC/UPC			6=MM 62.5/125 (OM1)	S=Specify		S=Specify		
9=ST								
0=MU								
S=Special								