

Flyin 100GHz/200GHz DWDM Module in LGX Box

Flyin Optronics' 100GHz/200 GHz dense wavelength division multiplexer (DWDM module) utilizes thin film coating technology and proprietary design of non-flux metal bonding micro optics packaging to achieve optical add and drop at the ITU wavelengths. It provides ITU channel center wavelength, low insertion loss, high channel isolation, wide pass band, low temperature sensitivity and epoxy free optical path . It can be used for wavelength add/drop in telecommunication network system.

Features

- Low Insertion Loss
- Wide pass band
- High Channel Isolation
- High Stability and reliability
- Epoxy-free on Optical Path

Applications

- Channel Add/Drop
- DWDM Network
- Wavelength Routing
- Fiber Optical Amplifier
- CATV fiberoptic System



Performance Specifications

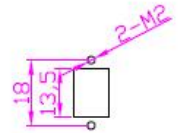
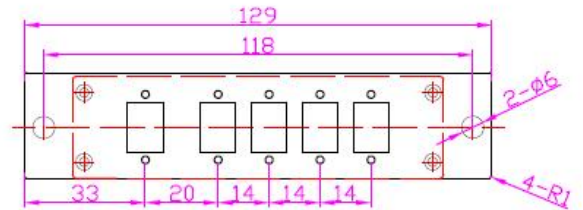
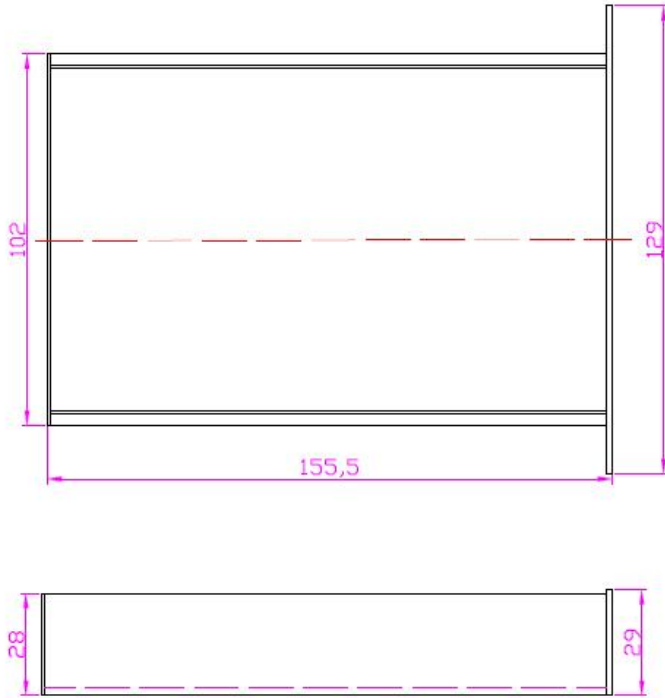
Parameter	4 Channel		8 Channel		
	Mux	Demux	Mux	Demux	
Channel Wavelength (nm)	ITU Grid				
Channel Spacing (GHz)	100 / 200				
Channel Passband (@-0.5dB bandwidth (nm))	>0.3(100G) / >0.5(200G)				
Insertion Loss (dB)	≤1.8		≤3.0		
Channel Uniformity (dB)	≤0.6		≤1.0		
Channel Ripple (dB)	0.3				
Isolation (dB)	Adjacent	N/A	>30	N/A	>30
	Non-adjacent	N/A	>40	N/A	>40
Inertion Loss Temperature Sensitivity (dB/°C)	<0.005				
Wavelength Temperature Shifting (nm/°C)	<0.002				
Polarization Dependent Loss (dB)	<0.1		<0.1		
Polarization Mode Dispersion	<0.1				
Directivity (dB)	>50				
Return Loss (dB)	>45				
Maximum Power Handling (mW)	300				
Operatng Temperature (°C)	-5~+75				
Storage Temperature (°C)	-40~85				

Package dimension (mm)	L155.5xW102(129)xH29 or Specify
------------------------	---------------------------------

Specifications may change without notice.

Above specification are for device without connector.

Package Dimension



LC Duplex adaptor

Ordering Information

DWDM	X	XX	X	XX	X	X	XX
	Channel Spacing	Number of Channels	Configuration	1st Channel	Fiber Type	Fiber Length	In/Out Connector
	1=100GHz 2=200GHz	04=4 Channel 08=8 Channel	M=Mux D=Demux	21=Ch21 34=Ch34 50=Ch50	1=Bare fiber 2=900um Loose tube 3=2mm Cable 4=3mm Cable	1=1m 2=2m	0=None 1=FC/APC 2=FC/PC 3=SC/APC 4=SC/PC 5=ST 6=LC